



*"But if it die, it bringeth forth much fruit." John 12:24*

# DISCIPLESHIP

*The Miracle of Multiplication*



CROWN  
CHRISTIAN  
PUBLICATIONS

*Royal Reading*

FAITHfortheFAMILY.com



*"But if it die, it bringeth forth much fruit." John 12:24*

# DISCIPLESHIP

*The Miracle of Multiplication*

## TEACHER'S GUIDE

FIRST EDITION

COPYRIGHT

JUNE 2018



**CROWN**  
CHRISTIAN  
PUBLICATIONS

*Royal Reading*

FAITHfortheFAMILY.com



SUNDAY SCHOOL AND  
BIBLE TEACHING SERIES

## DISCIPLESHIP

### *Teacher's Guide*

Copyright © 2018  
Crown Christian Publications  
Powell, Tennessee • 37849  
CrownChristianPublications.com  
FAITHfortheFAMILY.com

ISBN: 978-1-58981-731-9

Design & layout by Ryan Keiter, Tim Tomlinson, Sarah Bishop, and Shasta Curtis

All rights reserved. No part of this publication may be reproduced, stored in a retrieval system, or transmitted in any form—electronic, mechanical, photocopy, recording, or any other—except for brief quotations embodied in critical articles or printed reviews, without the prior permission in writing from the publisher.

Printed in the United States of America

# Contents

I	MULTIPLICATION BEGINS WITH GOD.....	5
II	CHRIST CALLS US to HIMSELF to BE HIS DISCIPLES.....	9
III	THE DEMANDS of DISCIPLESHIP.....	13
IV	THE MULTITUDES REQUIRE MULTIPLICATION.....	17
V	DISCIPLES ARE WITNESSES.....	21
VI	DISCIPLES RECEIVE POWER.....	25
VII	MULTIPLICATION REQUIRES DISCIPLESHIP.....	29
VIII	DISCIPLES OBEY CHRIST'S COMMANDS .....	33
IX	DISCIPLES GIVE THEMSELVES TO PRAYER.....	37
X	DISCIPLES ABIDE FOREVER .....	41
XI	THE OPEN SECRET IS OBEDIENCE.....	45
<i>Appendices - The Twofold Preparation of Disciples</i>		
A	DISCIPLES EXPERIENCE UNCONSCIOUS PREPARATION .....	49
B	THE DISCIPLE MAKES CONSCIOUS PREPARATION.....	53

# INTRODUCTION *to the* TEACHER'S GUIDE

This *Teacher's Guide* is designed to assist those of you who will be leading in the study of these Bible lessons. You will find helpful information in the front of this book that will be of great value as you prepare to teach each lesson.

- “Preparing to Teach the Lesson”
- “Ten Laws for the Sunday School Teacher”
- “Tips for Teaching the Bible”
- “Goals for This Series”

After the introductory material, you will find preparation instructions and “Teacher’s Notes” for all thirteen lessons in this series. At the conclusion of this book, information is given for those who are interested in additional materials. Our prayer is that the Holy Spirit will give you divine enabling as you faithfully teach the Word of God.

# PREPARING to TEACH *the* LESSON

As you study to teach God's Word, you must realize that thorough preparation is extremely important. You should teach from an overflow. The truths of each lesson should make an impact in your life before being communicated to others. Here are some suggestions for preparing to teach the lessons in this series.

## *Begin Preparation Early*

For many teachers, preparation is something that begins and ends in the same evening. Usually, that evening is the one before the lesson is to be given. If you begin to prepare early, you will have the opportunity to live with the lesson throughout the week. Many times you do not get the full impact of Bible truths because you do not give the Lord the opportunity to develop these truths in your own life.

## *Look to Christ*

In Bible study and teaching, the goal is not to know information; the goal is to know Jesus Christ and to make Him known. Begin your preparation time by "*looking unto Jesus.*" You need to come

to God's Word in faith, believing that He is going to speak to you. Take time to commune with the Lord Jesus, and get your heart in tune with Him.

## *Read the Bible Background Reading*

Read the background Bible passages that are given for each lesson. Be sure to read each passage twice.

1. Read the first time for general understanding. Look up any unfamiliar words or phrases.
2. Read the second time to mark key words and key expressions that speak to your heart.

## *Read the Bible Lesson*

After reading and marking the Scripture passages which correspond to the lesson, read the Bible lesson from *Discipleship—The Miracle of Multiplication* that corresponds with the lesson you are studying. As you read, mark key statements or paragraphs so that you can review them later.

## *Answer the Questions*

In the "Teacher's Notes," you will find preparation questions for each lesson. After reading the lesson, answer these questions to reinforce the things you have read. These are identical to the questions that the students are given in the *Study Guide*.



## Teacher's Preparation

### Notice the Lesson Aims

In each lesson, you should not try to teach many things, but rather teach a few things well. Give careful attention to the “Lesson Aims” which help to identify the key truths that are to be taught in each lesson. Keep these aims before you during your preparation time. They will help you to communicate the key truths in the lesson.

### Write Out Ideas for Application

A good Bible teacher will always strive to apply the truths of God's Word to his audience. Before teaching, write out specific ideas for applying this lesson to your particular audience. God's Word is applicable to people of all ages and stages in life. Make the application especially strong in the conclusion of the lesson.

### Use Illustrations

The Lord Jesus often taught great truths through the use of practical illustrations. Perhaps the best illustrations are those that come directly from the Bible. Take time to reflect upon the lesson, and make note of biblical illustrations that could help you teach more effectively. You may also think of some experiences from your life or the lives of others that would help to illustrate a truth in the lesson.

## Teacher's Preparation

Personal illustrations should always be truthful and practical; at times, they may be thought-provoking or humorous as well.

### Use the “Class Teaching Notes”

“Class Teaching Notes” have been prepared for each lesson in this series. These notes are identical in format to the *Study Guide*. The page numbers on the “Class Teaching Notes” correspond to the page numbers in the *Study Guide*.

Be sure to make any handwritten notes on the “Class Teaching Notes” that you feel will assist you in teaching the lesson. You may wish to write down personal illustrations, application ideas, or quotes and key expressions from the book, *Discipleship—The Miracle of Multiplication*.

The “Class Teaching Notes” will be your aid as you teach the Bible lesson. The “Class Teaching Notes” are designed to be removed from the *Teacher's Guide* and placed neatly in your Bible. When teaching these lessons, do not carry the entire *Teacher's Guide* or the book *Discipleship—The Miracle of Multiplication* to class; carry only your Bible and the “Class Teaching Notes.”

### Review

When you walk into class, you should know thoroughly what you are going to teach. Plan a

## *Teacher's Preparation*

time to review the “Teacher’s Notes” and Scripture reading. If you take the time to review the lesson, the things you have studied will be more firmly planted in your heart.

## *Conclude With a Time of Prayer*

- Pray for the guidance and power of the Holy Spirit.
- Pray for a spiritual understanding of God’s Word.
- Pray for your pastor and church to be strengthened.
- Pray for lost souls to be saved.

# TEN LAWS *for the* SUNDAY SCHOOL TEACHER

1. Prepare early for Sunday School.
2. Recognize the authority of God’s Word.
3. Enter into study with prayer.
4. Know the material comprehensively before teaching in parts.
5. Use proper teaching methods.
6. Take your class to the Scripture often.
7. Help your class think biblically, and use biblical language.
8. Make strong application in the conclusion of the lesson.
9. Encourage Bible memory.
10. Find a way to encourage daily preparation for next week’s lesson.

– Clarence Sexton

# TIPS *for* TEACHING the BIBLE

As teachers of God's Word, we have a desire to be as effective as possible because we know that people need to hear and understand the Bible. You do not have to obtain a formal education to be a good teacher. Here are several suggestions that will help you to become a more effective teacher.

## *Always Begin and End on Time*

This shows great respect and consideration for others. The teacher should arrive early to class and should be prepared to teach before he arrives.

## *Do Not Be Afraid to Ask Questions*

You may ask questions to the entire class or to individuals. Some questions may take time for people to answer. You may need to reword a question to lead people to the correct answer.

## *Get Every Member of the Class Involved*

This can be done in a variety of ways including the following:

- Allowing the class or class members to read Scripture
- Asking questions that call for a response
- Encouraging class members to write in the *Study Guide*

## *Maintain Eye Contact With Your Class*

Many teachers fail in this matter because they are bound to their notes or to a book they have carried to class. When teaching, carry only your Bible with the "Class Teaching Notes" neatly placed in it. Use the notes to help you stay on track, and teach in a logical order; however, do not give your notes more attention than your students.

## *Use Variety in Your Teaching*

No one wants to be part of a Sunday School class that is cold and dead. You can make a class much more lively and interesting by varying your teaching methods and styles. This can be done in many ways including the following:

- Use object lessons or visual aids when teaching



## *Tips for Teaching the Bible*

- Allow students to answer or discuss questions
- Use an illustration to arrest the students' attention at the beginning of the lesson
- Vary your tone of voice (use appropriate inflection and have energy)

### *Make Specific Applications to Your Students*

Work diligently to apply the truths you are teaching to the students in your class. They will find joy in obeying God's Word. Be clear and specific as you seek to show the students how the lesson applies to them. At the conclusion of the lesson, call for definite decisions; encourage each student to write these decisions in the *Study Guide* or in his Bible.

### *Keep the Bible Central*

As Baptists we believe that our sole authority for faith and practice is God's Word. When you teach, your students should know that you have taught them God's Word. Take them to the Scriptures often, and read the passages given in each lesson. You should teach in such a way that every student feels as if he needs a Bible in order to participate. Keep the Bible central in every question, discussion, and lecture.

## *Tips for Teaching the Bible*

### *Be Filled With the Holy Spirit of God*

God can enable all of His children to do the work He has called them to do. For the Christian, the filling of the Spirit is not an option; it is a command (Ephesians 5:18). The Lord Jesus said in John 15:5, "*Without me ye can do nothing.*" Often you try to do for yourself what you are not capable of doing. God can speak to the hearts of men, and He will speak through you as you are yielded to Him and filled with His Spirit.

# GOALS *for* THIS SERIES

- To have a greater passion to be a true disciple of the Lord Jesus Christ
- To know what is required of a true follower of the Lord Jesus
- To understand that God's work cannot be accomplished without His power
- To see that God is able to multiply His work and do the miraculous as we follow Him
- To show that the open secret to discipleship is obedience to the Lord Jesus Christ

# *Preparation Questions*

## MULTIPLICATION BEGINS WITH GOD

### *Background Reading*

John 12:20-33; Philippians 2:5-8; Galatians 2:20;  
Luke 9:23-24; Exodus 33:16-19; John 15:1-5; John 5:40-44

### MONDAY

According to John 12:20-25, what is necessary for a corn of wheat to bring forth much fruit?

### TUESDAY

In John 12:26-33, what is God's reward to those who serve Him and follow His Son?

### WEDNESDAY

According to Philippians 2:5-8, what form did Christ take?  
What great act of obedience did He perform?

### THURSDAY

Compare Galatians 2:20 and John 15:1-5. What common truth do these passages teach?

### FRIDAY

What does Luke 9:23-24 teach us is required in order to follow Christ?

### SATURDAY

According to Exodus 33:16-19, what does God make to pass before Moses when He asks to see God's glory?

# MULTIPLICATION BEGINS WITH GOD

# 1

*Teacher's Preparation*

God is always previous. His Son Jesus Christ came and died for us. If we are to serve Him, we must die to our own desires and plans and obey His direction for our lives. When we are thinking like Christians ought to think, we would rather have the goodness, blessing, and honor of God than anything else this world has to offer. The reason that we serve the Lord is for the Lord. Without Him, we can do nothing.

## *Bible Background Reading*

John 12:20-33; Philippians 2:5-8; Galatians 2:20,  
Luke 9:23-24; John 5:40-44; Exodus 33:16-19;  
John 15:1-5

## *Bible Lesson Reading*

Read chapter 1 in *Discipleship—The Miracle of Multiplication* by Clarence Sexton.

# Teacher's Preparation

## Lesson Aims & Application

To discover that the requirement for service to Christ is putting to death the self-life

**Application:** Choose to live according to God's commands, and do not let self rule your life.

To understand that the greatest reward for serving Christ is God's honor

**Application:** Desire God's blessings over anything the world has to offer.

To know that the reason we are to serve the Lord is for His glory

**Application:** Seek God's presence in your life so that all you do is glorifying to Him.

## MULTIPLICATION BEGINS WITH GOD

# 1

Teacher's Notes

### Scripture Memory

*"If any man serve me, let him follow me; and where I am, there shall also my servant be: if any man serve me, him will my Father honour." John 12:26*



In the Christian life, we come to the understanding that God is always previous. In His work, there are no magic formulas or guaranteed equations. Unless He touches His work, there will be no life, no reproduction, and no multiplication.

In John 12:20-33, the Lord Jesus is on His way to the cross to bleed and die for our sins. He teaches His disciples something they need to know in order to continue in His work.

Take special notice of the expression in John 12:26, *"If any man serve me."* God's Word shows us in Philippians 2:5-8 that the Lord Jesus is our example. He became a servant and obeyed. The servant's responsibility is not to serve, but to obey the master.

In John 12:24, the Lord Jesus Christ taught His followers, *"Verily, verily, I say unto you, Except a corn of wheat fall into the ground and die, it abideth alone: but if it die, it bringeth forth much fruit."* This is what it means to serve our Saviour.

*God is always previous.*

Notes



## Requirement

There is only one requirement the Lord makes for our service to Him, and it is death to self. Our Lord takes something from nature, a seed, and says in John 12:24, *"But if it die, it bringeth forth much fruit."*



*There is only one requirement the Lord makes for our service to Him, and it is death to self.*

This work of multiplication cannot take place until first there is death. There is no telling what God could do with one life if this one requirement is met. We must die to self (Galatians 2:20).

When Jesus Christ went to Calvary, He bled and died for our sins. He bore our sin debt on the cross. He tasted death for every man. Because our debt has been paid in full by the blood of Christ, when we trust Christ

as our Saviour, His record of righteousness is imputed to our account.

Now that we are new creatures in Christ, we must reckon self to be dead on a daily basis. We find this truth again in Luke 9:23-24.

We do not die easily. Every fabric of our self-life resists this death. At every turn in life, this conflict takes place. Will it be my way or God's way?

## Reward

In John 5:40-44, men are seeking a glory for themselves that belongs only to the Lord. This is the self-life.

In John 12:26, we discover the reward of choosing to serve the Lord. The Lord Jesus said, *"If any man serve me, him will my Father*

*honour."* This is our reward: to have God's honor. How does God honor us? We find the open secret in Exodus 33:17-19.

Moses said, "I want to see Your glory." God said, "All right, I will pass My goodness by you."

How do you recognize God's honor? It is the goodness of God in your life.



*Will it be my way or God's way?*

When we are thinking like Christians ought to think, we would rather have the goodness, blessing, and honor of God than anything else this world has to offer.

Our separation results from the presence of God with us. His presence with us makes us different. It is God who separates us from *"all the people that are upon the face of the earth"* (Exodus 33:16).

## Reason

In John 12:27-28, we find the reason for this death to self. It is so that God can be glorified.

Christ teaches in John 15:1-8 that we do not serve Him simply to bear much fruit. The fruit bearing comes as God works by His quickening, life-giving Spirit when we die to self. As the Holy Spirit produces fruit, He also withers the things in our lives that do not bring glory to God.

We serve the Lord because of what He has done for us, not in order to get something from Him. The reason that we serve the Lord is for the Lord. He is to be glorified. Without Him we can do nothing.

*The reason we serve the Lord is for the Lord.*

# *Preparation Questions*

## CHRIST CALLS US to HIMSELF

### *Background Reading*

Matthew 4:12-20; Mark 3:14; Luke 19:10; John 15:4;  
John 15:11

### MONDAY

In Matthew 4:12-20, to what is Jesus Christ compared?

### TUESDAY

What did the Lord say to Peter and Andrew in Matthew 4:18-20?

### WEDNESDAY

Read Luke 19:10. For what purpose did the Son of Man come to earth?

### THURSDAY

According to Mark 3:14, why did the Lord call the disciples?


### FRIDAY

What does John 15:4 say is necessary for a branch to bear fruit? How does this apply to our relationship with the Lord?

### SATURDAY

According to John 15:11, why did Christ teach that we are to abide in Him?

Thousands of people have been helped by these Bible study series!  
**Thirteen Lessons for each Bible Study Series**



## The Full-length Book



Paperback | 160 Pages | **\$12.95**

God's call to every believer is to be a true follower of the Lord Jesus Christ. Paul wrote to Timothy, "*And the things that thou hast heard of me among many witnesses, the same commit thou to faithful men, who shall be able to teach others also*" (II Timothy 2:2). The open secret in the work of God is discipleship.

## The Teacher's Guide Notebook

Three-ring Binder | 98 Pages | **\$12.95**

The Teacher's Guide is a beautifully designed three-ring notebook containing valuable information to assist the teacher in the preparation and presentation of the Bible lesson. Also included are class teaching notes and lesson aims which may be removed from the Teacher's Guide and placed in the teacher's Bible to assist in teaching the lesson.




## The Student Study Guide

Paperback | 52 Pages | **\$ 2.95**

This Study Guide is to be used by each student in the Sunday School class. It contains helpful summaries of each lesson and provides the student with a place to take notes while the lesson is being taught. Questions are also provided to help the student prepare for next week's lesson along with daily Bible readings.

**The Teacher's Pack**  
**at the reduced price of \$21.95**  
*Order all three for any of  
the 36 teaching series.*

The teacher's packet includes all three:  
the *Full-length Book*, the *Teacher's Guide*,  
and a *Study Guide*.



## Order Today!

**1-877 AT-CROWN • FAITHfortheFAMILY.com**

*Many other helpful materials are also available.*